

Gas pipelines and LNG carriers

- European Union in 2019
- Gas producer supplying EU

Alliances and bypasses

- Three Seas Initiative country
- Country bypassed by Russia
- Country with gas pipeline agreement with Russia

Major gas pipelines supplying EU

- Existing
- Under construction
- Planned
- Ukraine bypass system

Transport capacity in Gm³/year

- Over 50
- 20 to 50
- 5 to 20

LNG terminals

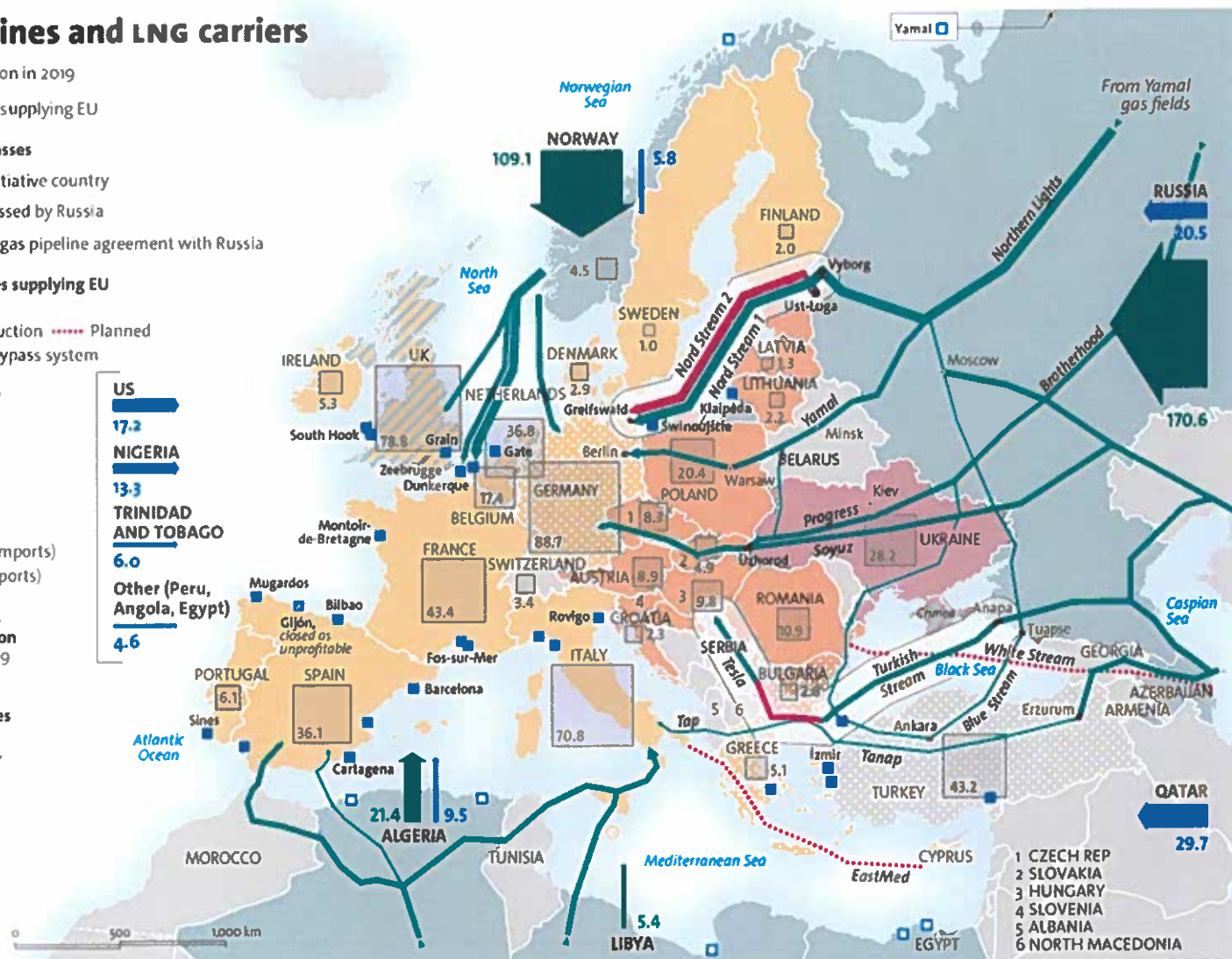
- Regasification (imports)
- Liquefaction (exports)

Annual gas consumption in Gm³, 2019

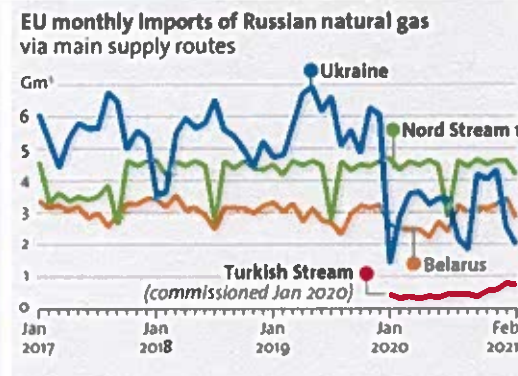
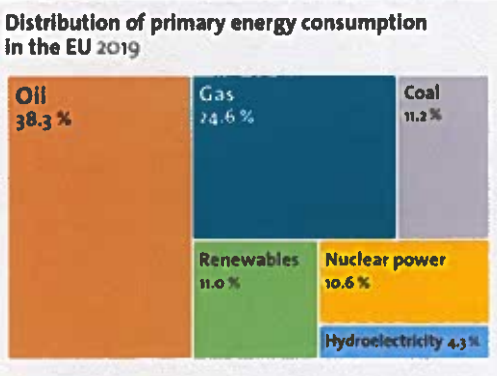
EU imports from non-member states in Gm³, 2019

- By LNG carrier
- By pipeline

US	17.2
NIGERIA	13.3
TRINIDAD AND TOBAGO	6.0
Other (Peru, Angola, Egypt)	4.6

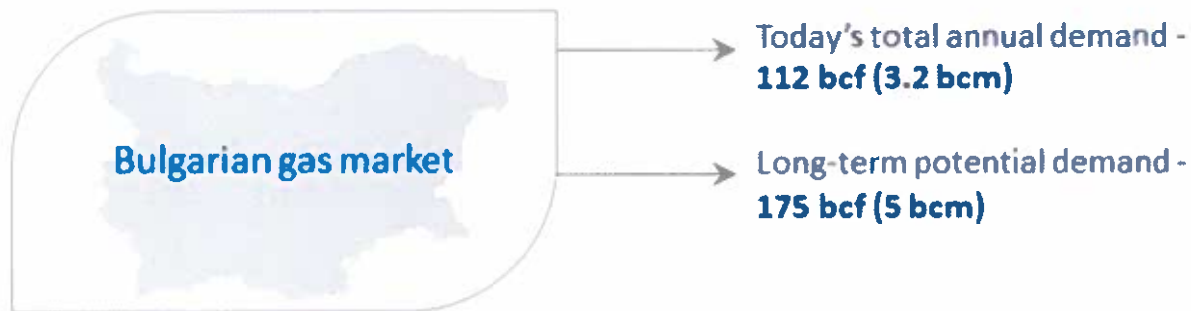


Top 10 Consumers of gas in Gm ³ , 2019		Producers	
US	846.6	EU	101.0
EU	469.6	Saudi Arabia	113.6
Russia	444.3	Norway	114.4
China	307.3	Australia	153.5
Iran	223.6	Canada	173.1
Canada	120.3	China	177.6
Saudi Arabia	113.6	Qatar	178.1
Japan	108.1	Iran	244.2
UAE	76.0	Russia	679.0
India	59.7	US	920.9



Potential of the region

The region offers an attractive natural gas market with a solid demand today and an enormous untapped potential.



There is a guaranteed demand of at least 17.5 bcf (500 mcm) annually with the potential of growing to 35 bcf (1 bcm) in the coming years.



Transit Potential

